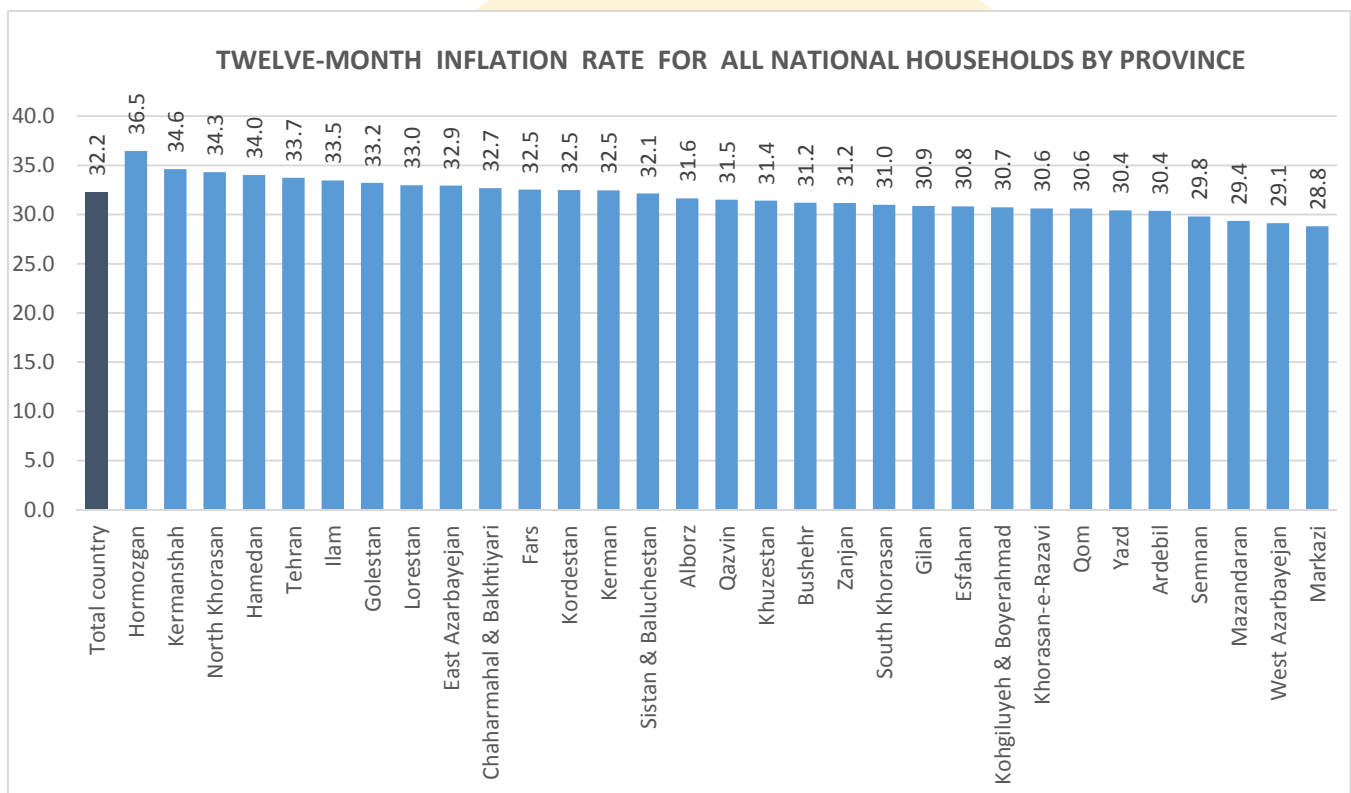


CPI by Provinces in the Month of Dey of the Year 1399¹

All Households

In the month of Dey² of the year 1399, the national households general index (1395=100) stood at 285.7, which increased by 1.8 percent compared with the previous month. In this month, the province of Zanjan saw the highest monthly inflation rate of the national households with a 3.3 percent increase and the lowest monthly inflation rate went to Mazandaran and Qom provinces with a 0.7 percent rise. Percentage change in the general index for the national households was 46.2 percent in contrast to the corresponding month of the previous year (point-to-point inflation). The highest point-to-point inflation rate was for Kordestan province with 55.8 percent and the lowest one was for Qom province with 41.5 percent. The twelve-month inflation rate ending the month of Dey of the year 1399 for the national households stood at 32.2 percent. The highest twelve-month inflation rate went to Hormozgan province with 36.5 percent and the lowest one was for Markazi province with 28.8 percent.



¹- It is the Iranian year which usually begins on the day of 21 March of the Gregorian calendar. To find the corresponding year of the Gregorian calendar, add 621 or 622 (depending on the time of the year) to a [solar Hijri](#) year. For example the corresponding year of the year 1399 in the Gregorian calendar is (20 March 2020 - 21 March 2021).

²- **Iranian months and their equivalent in Gregorian calendar**

Farvardin (21 March-20 April)

Ordibehesht (21 April-21 May)

Khordad (22 May-21 June)

Tir (22 June-22 July)

Mordad (23 July-22 August)

Shahrivar (23 August-22 September)

Mehr (23 September-22 October)

Aban (23 October-21 November)

Azar (22 November-21 December)

Dey (22 December-20 January)

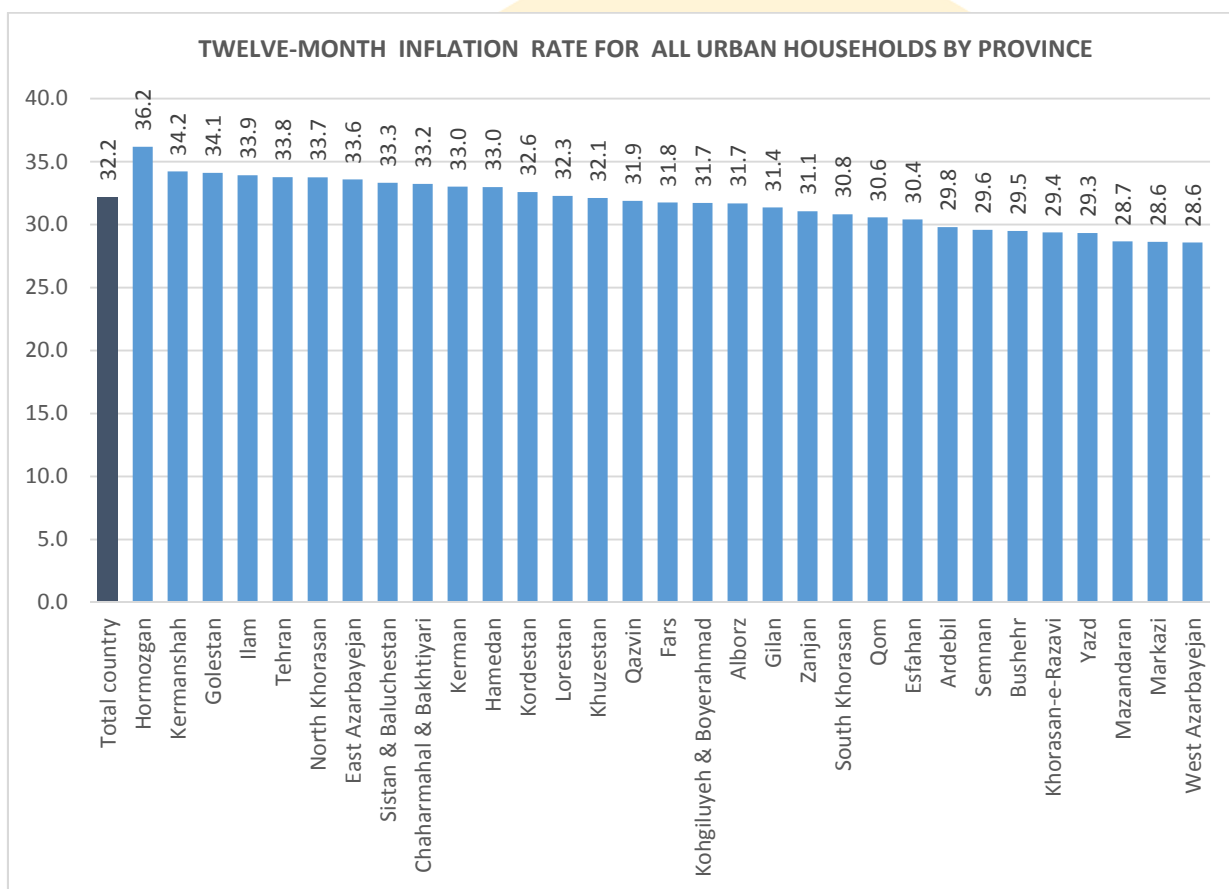
Bahman (21 January-19 February)

Esfand (20 February-20 March)



Urban Households

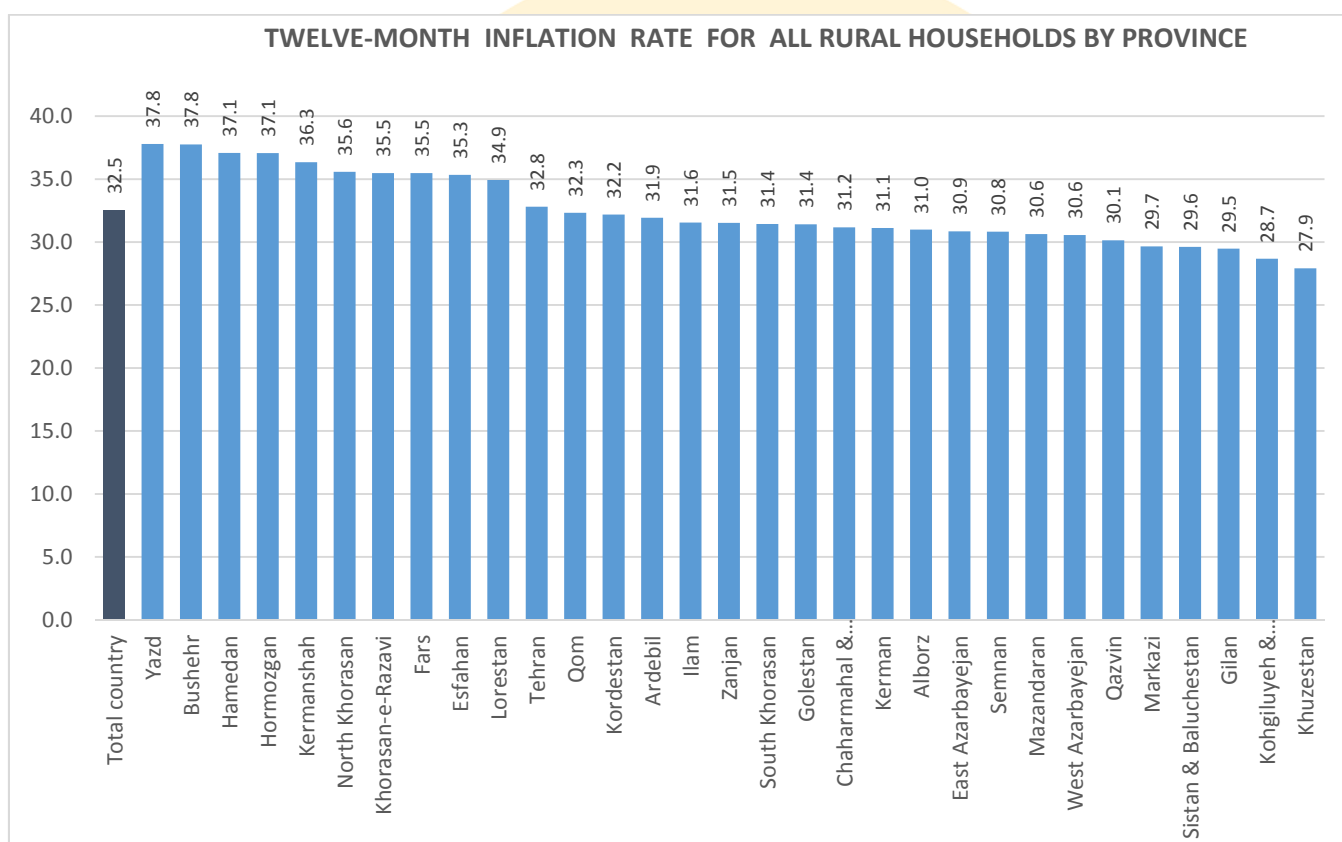
The general index for urban households (1395=100) stood at 282.9 in the month of Dey of the year 1399 indicating a 1.9 percent rise compared with the previous month. In this month, the highest monthly inflation rate of urban households went to Zanjan province with a 3.3 percent increase and the lowest monthly inflation rate was for Golestan, Qom and Mazandaran provinces with a 0.7 percent rise. The percentage change in the general index for urban households was 45.5 percent in contrast to the corresponding month of the previous year (point-to-point inflation). The highest point-to-point inflation rate was for Kordestan province with 55.4 percent and the lowest one went to Qom province with 41.5 percent. The twelve-month inflation rate ending the month of Dey of the year 1399 for urban households stood at 32.2 percent. The highest twelve-month inflation rate went to Hormozgan province with 36.2 percent, and the lowest one was for West Azarbayejan and Markazi provinces with 28.6 percent.





Rural Households

The general index for rural households (1395=100) stood at 301.3 in the month of Dey of the year 1399 indicating a 1.7 percent rise compared with the previous month. In this month, the highest monthly inflation rate of rural households went to Zanzan province with 3.3 percent increase and the lowest monthly inflation rate was for Gilan and Markazi provinces with a 0.5 percent increase. The percentage change in the general index for rural households was 49.8 percent in contrast to the corresponding month of the previous year (point-to-point inflation). The highest point-to-point inflation rate of rural households was for Hamedan with 61.0 percent and the lowest one went to Sistan & Baluchestan province with 40.7 percent. The twelve-month inflation rate ending the month of Dey of the year 1399 for rural households stood at 32.5 percent. The highest twelve-month inflation rate went to Yazd and Bushehr provinces with 37.8 percent, and the lowest one was for Khuzestan province with 27.9 percent.





General Price Index of Goods and Services for National Households and Percentage Changes in Index by Province, Month: Dey Year: 1399 Base Year: 1395=100

Province	General index				Food, beverages and tobacco				Non-food items and services					
	General index	Monthly inflation	Point-to-point inflation	Twelve month inflation rate	Weight	Index	Monthly inflation	Point-to-point inflation	Twelve month inflation rate	Weight	Index	Monthly inflation	Point-to-point inflation	Twelve-month inflation rate
Total country	285.7	1.8	46.2	32.2	27.24	360.1	0.9	59.9	30.8	72.76	257.8	2.3	39.9	33.0
Markazi	282.8	1.2	44.1	28.8	31.85	349.0	-0.4	53.0	25.7	68.15	251.8	2.3	38.8	30.8
Gilan	273.5	1.5	45.0	30.9	25.01	326.4	0.8	52.6	24.7	74.99	255.9	1.8	42.0	33.5
Mazandaran	275.2	0.7	43.6	29.4	29.17	337.4	0.9	54.2	27.6	70.83	249.6	0.6	38.3	30.3
East Azarbayejan	304.2	2.0	51.1	32.9	30.00	362.7	1.0	62.5	31.9	70.00	279.1	2.5	45.4	33.5
West Azarbayejan	282.9	1.4	46.2	29.1	33.06	361.8	0.4	61.0	30.9	66.94	243.9	2.2	37.0	28.0
Kermanshah	302.6	0.8	53.8	34.6	31.62	388.7	-0.3	69.3	35.9	68.38	262.8	1.6	44.7	33.8
Khuzestan	288.1	1.4	48.5	31.4	33.32	350.8	0.3	55.5	27.8	66.68	256.7	2.2	44.1	33.8
Fars	273.8	1.4	48.8	32.5	27.45	371.7	1.5	64.3	35.9	72.55	236.7	1.4	40.9	30.8
Kerman	276.3	1.6	45.4	32.5	33.88	351.3	0.3	58.4	33.1	66.12	237.9	2.7	36.9	32.0
Khorasan-e-Razavi	279.4	1.6	48.4	30.6	33.45	378.4	1.6	67.9	33.8	66.55	229.6	1.6	35.3	28.4
Esfahan	270.7	2.0	44.3	30.8	24.18	365.0	0.5	61.3	31.3	75.82	240.6	2.7	37.3	30.6
Sistan & Baluchestan	291.9	1.5	46.1	32.1	43.20	336.6	1.7	48.1	28.6	56.80	258.0	1.3	44.2	35.7
Kordestan	305.8	1.6	55.8	32.5	37.16	364.4	0.3	68.1	33.0	62.84	271.2	2.7	47.3	32.1
Hamedan	298.6	1.7	53.3	34.0	31.70	351.6	0.6	65.8	32.1	68.30	274.1	2.3	46.6	35.2
Chaharmahal & Bakhtiari	319.9	2.4	51.6	32.7	37.03	380.7	2.4	60.2	27.2	62.97	284.1	2.4	45.4	36.9
Lorestan	321.7	1.6	49.1	33.0	34.63	381.1	0.7	67.3	32.6	65.37	290.3	2.2	38.6	33.2
Ilam	331.0	1.9	53.2	33.5	35.32	383.3	1.1	63.5	29.5	64.68	302.4	2.5	46.8	36.1
Kohgiluyeh & Boyerahmad	293.9	2.7	47.6	30.7	35.99	337.3	2.8	55.3	26.3	64.01	269.5	2.7	42.6	33.8
Bushehr	287.5	2.5	46.3	31.2	31.53	379.3	2.2	55.7	28.8	68.47	245.2	2.6	40.2	32.9
Zanjan	283.7	3.3	52.4	31.2	32.96	333.0	4.3	63.2	32.0	67.04	259.4	2.7	46.3	30.7
Semnan	270.6	2.0	43.8	29.8	31.81	331.1	1.7	52.6	27.6	68.19	242.4	2.1	38.7	31.1
Yazd	280.6	1.5	45.9	30.4	31.90	366.2	0.7	61.4	29.8	68.10	240.5	2.0	36.5	30.9
Hormozgan	283.4	2.7	45.4	36.5	28.90	404.3	2.7	65.3	41.7	71.10	234.3	2.6	34.1	33.3
Tehran	287.9	2.4	43.0	33.7	19.05	357.7	0.8	56.5	29.2	80.95	271.5	2.9	39.3	35.1
Ardebil	283.0	1.2	48.7	30.4	37.05	350.1	0.3	61.2	30.0	62.95	243.6	2.0	39.6	30.7
Qom	259.6	0.7	41.5	30.6	26.44	332.4	-0.6	49.4	28.6	73.56	233.5	1.5	37.8	31.6
Qazvin	285.1	1.3	48.9	31.5	34.27	338.6	0.2	60.2	30.8	65.73	257.2	2.0	41.9	32.0
Golestan	297.1	1.0	48.0	33.2	30.21	373.0	1.2	57.6	29.6	69.79	264.3	0.8	42.7	35.3
North Khorasan	320.1	2.3	53.2	34.3	34.31	374.1	2.8	66.3	32.7	65.69	291.9	1.9	45.5	35.3
South Khorasan	305.1	3.0	48.7	31.0	36.90	350.0	2.5	59.3	29.9	63.10	278.8	3.4	41.9	31.8
Alborz	273.5	1.9	43.3	31.6	23.78	364.4	1.2	62.5	32.4	76.22	245.1	2.2	35.9	31.4



General Price Index of Goods and Services for Urban Households and Percentage Changes in Index by Province, Month: Dey Year: 1399

Base Year:1395=100

Province	General index				Food, beverages and tobacco				Non-food items and services					
	General index	Monthly inflation	Point-to-point inflation	Twelve month inflation rate	Weight	Index	Monthly inflation	Point-to-point inflation	Twelve month inflation rate	Weight	Index	Monthly inflation	Point-to-point inflation	Twelve-month inflation rate
Total country	282.9	1.9	45.5	32.2	25.03	361.0	0.9	59.8	30.5	74.97	256.8	2.3	39.7	32.9
Markazi	279.0	1.4	43.5	28.6	29.68	347.3	-0.1	52.2	25.3	70.32	250.2	2.3	38.8	30.5
Gilan	273.2	1.8	45.4	31.4	22.06	337.3	1.8	55.5	25.2	77.94	255.1	1.8	42.0	33.6
Mazandaran	269.6	0.7	43.4	28.7	27.28	329.5	0.8	53.8	26.1	72.72	247.2	0.7	38.7	29.9
East Azarbayejan	301.7	2.0	51.4	33.6	27.20	372.1	1.1	65.0	32.8	72.80	275.5	2.4	45.4	33.9
West Azarbayejan	276.2	1.4	44.0	28.6	29.87	354.0	0.4	57.8	30.7	70.13	243.1	2.1	36.6	27.4
Kermanshah	297.5	0.8	52.7	34.2	29.49	382.6	-0.4	68.2	34.6	70.51	261.9	1.5	44.6	34.0
Khuzestan	287.0	1.4	48.8	32.1	31.00	354.7	0.1	56.1	28.7	69.00	256.6	2.2	44.6	34.2
Fars	265.5	1.4	47.4	31.8	24.54	367.0	1.6	64.7	35.7	75.46	232.5	1.2	39.8	30.0
Kerman	278.3	1.7	46.1	33.0	30.59	371.3	0.4	61.2	34.6	69.41	237.3	2.6	37.2	32.1
Khorasan-e-Razavi	268.9	1.4	46.2	29.4	30.86	376.0	1.5	67.7	33.0	69.14	221.1	1.2	33.2	27.1
Esfahan	267.5	1.9	43.7	30.4	23.50	362.2	0.4	60.8	30.8	76.50	238.4	2.7	36.9	30.2
Sistan & Baluchestan	299.5	1.4	48.7	33.3	37.28	358.7	1.7	49.1	29.3	62.72	264.3	1.2	48.4	36.7
Kordestan	302.1	1.5	55.4	32.6	34.99	369.8	0.2	68.8	33.7	65.01	265.7	2.6	46.6	31.8
Hamedan	293.6	1.6	50.6	33.0	27.99	349.6	0.3	61.3	29.9	72.01	271.8	2.2	45.8	34.5
Chaharmahal & Bakhtiari	319.0	2.1	51.6	33.2	34.96	377.9	2.1	60.4	26.6	65.04	287.3	2.1	45.9	37.9
Lorestan	317.7	1.6	47.7	32.3	32.32	385.0	0.8	68.0	32.5	67.68	285.6	2.1	37.0	32.2
Ilam	331.3	2.2	52.9	33.9	33.01	385.1	1.9	62.8	29.4	66.99	304.8	2.4	47.4	36.7
Kohgiluyeh & Boyerahmad	294.8	2.6	47.6	31.7	32.46	348.2	2.9	57.2	27.0	67.54	269.2	2.3	42.2	34.6
Bushehr	281.7	2.6	44.5	29.5	29.95	380.4	2.5	53.9	26.9	70.05	239.4	2.7	38.8	31.2
Zanjan	283.7	3.3	51.9	31.1	29.97	334.8	3.7	62.0	31.8	70.03	261.8	3.1	46.9	30.7
Semnan	268.4	2.0	43.4	29.6	30.33	337.0	1.5	53.1	28.0	69.67	238.5	2.3	38.0	30.5
Yazd	274.4	1.4	44.3	29.3	32.04	362.3	0.6	60.6	29.0	67.96	233.0	2.0	34.3	29.5
Hormozgan	276.7	2.6	44.7	36.2	24.30	421.4	2.9	68.9	42.1	75.70	230.2	2.4	33.5	33.3
Tehran	287.9	2.4	43.1	33.8	18.84	357.4	0.8	56.3	29.0	81.16	271.7	2.9	39.4	35.2
Ardebil	275.3	0.9	46.5	29.8	34.35	344.8	-0.1	58.8	29.5	65.65	239.0	1.7	38.3	30.0
Qom	259.3	0.7	41.5	30.6	26.11	332.7	-0.7	49.5	28.5	73.89	233.3	1.5	37.7	31.6
Qazvin	283.6	1.2	48.9	31.9	31.80	337.9	0.1	60.5	30.3	68.20	258.3	2.0	42.7	32.8
Golestan	296.1	0.7	48.5	34.1	27.05	378.9	1.4	59.5	29.7	72.95	265.5	0.3	43.3	36.3
North Khorasan	313.5	2.1	51.1	33.7	30.53	378.5	2.6	65.0	33.0	69.47	284.9	1.9	44.0	34.2
South Khorasan	303.6	3.0	48.6	30.8	34.71	349.9	2.5	58.8	29.2	65.29	279.0	3.3	42.5	31.8
Alborz	273.2	1.8	43.3	31.7	23.44	365.0	1.1	62.7	32.4	76.56	245.1	2.1	35.9	31.4



Province	General index				Food, beverages and tobacco				Non-food items and services					
	General index	Monthly inflation	Point-to-point inflation	Twelve month inflation rate	Weight	Index	Monthly inflation	Point-to-point inflation	Twelve month inflation rate	Weight	Index	Monthly inflation	Point-to-point inflation	Twelve-month inflation rate
Total country	301.3	1.7	49.8	32.5	39.62	356.9	1.1	60.3	31.8	60.38	264.9	2.3	41.6	33.1
Markazi	300.9	0.5	46.8	29.7	42.30	354.7	-1.1	55.9	27.0	57.70	261.5	2.2	38.7	32.2
Gilan	274.4	0.5	43.8	29.5	33.87	305.1	-1.3	46.7	23.6	66.13	258.7	1.7	42.0	33.2
Mazandaran	285.7	0.7	44.0	30.6	32.77	350.0	1.1	55.0	29.9	67.23	254.4	0.4	37.5	31.1
East Azarbayejan	312.7	1.9	49.9	30.9	39.80	340.3	0.6	56.4	29.6	60.20	294.5	2.9	45.3	31.8
West Azarbayejan	301.1	1.3	51.9	30.6	41.77	376.9	0.4	67.1	31.2	58.23	246.7	2.3	38.1	29.9
Kermanshah	326.1	1.0	58.5	36.3	41.41	408.8	0.0	72.9	40.0	58.59	267.6	2.1	45.4	32.9
Khuzestan	293.8	1.7	47.3	27.9	45.60	337.0	0.9	53.3	24.8	54.40	257.6	2.6	41.2	31.4
Fars	307.5	1.6	53.8	35.5	39.33	383.6	1.2	63.3	36.4	60.67	258.1	2.0	45.8	34.7
Kerman	271.5	1.6	43.7	31.1	41.71	316.1	0.0	52.9	30.2	58.29	239.6	3.1	36.0	32.0
Khorasan-e-Razavi	325.0	2.3	56.9	35.5	44.72	385.5	1.7	68.4	36.2	55.28	276.1	2.9	45.6	34.8
Esfahan	305.9	2.3	50.1	35.3	31.92	388.2	1.6	65.4	35.3	68.08	267.3	2.7	41.3	35.4
Sistan & Baluchestan	276.4	1.7	40.7	29.6	55.40	305.9	1.8	46.6	27.5	44.60	239.8	1.5	32.2	32.9
Kordestan	318.3	1.8	57.4	32.2	44.55	350.0	0.5	66.2	31.1	55.45	292.9	3.2	49.8	33.1
Hamedan	313.5	1.9	61.0	37.1	42.56	355.5	1.3	75.2	36.5	57.44	282.4	2.5	49.7	37.6
Chaharmahal & Bakhtiari	322.5	3.2	51.6	31.2	42.84	387.1	3.0	59.8	28.6	57.16	274.1	3.4	43.8	33.8
Lorestan	333.3	1.6	53.2	34.9	41.26	372.5	0.4	65.6	32.8	58.74	305.7	2.6	43.9	36.7
Ilam	329.6	0.8	54.4	31.6	44.98	377.7	-1.1	65.7	29.7	55.02	290.2	2.8	44.0	33.4
Kohgiluyeh & Boyerahmad	291.9	3.1	47.5	28.7	43.38	320.1	2.5	52.3	25.2	56.62	270.2	3.5	43.4	31.9
Bushehr	310.4	1.9	52.9	37.8	37.71	375.9	1.3	61.9	35.0	62.29	270.8	2.5	46.1	40.0
Zanjan	283.7	3.3	54.0	31.5	42.65	329.1	5.5	66.0	32.3	57.35	250.0	1.3	43.7	30.9
Semnan	280.9	1.8	45.7	30.8	38.74	309.3	2.4	50.7	26.2	61.26	263.0	1.4	42.2	34.2
Yazd	324.7	2.2	56.3	37.8	30.92	394.8	1.9	67.1	35.4	69.08	293.4	2.3	50.5	39.2
Hormozgan	299.2	2.8	46.8	37.1	39.64	379.8	2.4	59.8	41.2	60.36	246.3	3.2	35.6	33.4
Tehran	288.9	1.6	41.8	32.8	26.74	365.6	0.0	59.6	33.9	73.26	261.0	2.4	34.2	32.3
Ardebil	304.8	2.1	54.9	31.9	44.68	361.6	1.2	66.5	31.0	55.32	258.9	3.0	43.7	32.9
Qom	272.9	1.1	43.8	32.3	38.45	324.6	0.4	46.2	29.6	61.55	240.6	1.7	41.8	34.6
Qazvin	290.9	1.4	48.5	30.1	44.04	340.7	0.5	59.5	32.1	55.96	251.7	2.4	38.4	28.2
Golestan	299.2	1.5	47.0	31.4	36.83	363.9	0.9	54.6	29.5	63.17	261.5	2.0	41.4	32.9
North Khorasan	335.5	2.5	58.0	35.6	43.15	366.8	3.0	68.7	32.3	56.85	311.7	2.1	49.6	38.4
South Khorasan	308.8	3.1	49.0	31.4	42.47	350.1	2.6	60.2	31.3	57.53	278.3	3.7	40.0	31.5
Alborz	277.9	2.7	44.5	31.0	29.93	356.5	2.4	59.6	32.0	70.07	244.2	2.9	36.4	30.4



Statistical Centre of Iran

General Price Index of Goods and Services for National Households by Province and Main Groups

Month: Dey Year: 1399

Base Year: 1395=100

Province \ Main groups	Foods and beverages	Tobacco	Clothing and footwear	Housing, water, electricity, gas and other fuels	Furnishings, household equipment and routine household maintenance	Health & medical services	Transport	Communication	Recreation and culture	Education	Restaurants and hotels	Miscellaneous goods and services
Total country	358.3	440.3	310.2	211.0	389.9	229.0	364.9	182.2	368.4	209.0	265.1	306.7
Markazi	345.2	462.0	273.3	183.2	399.9	224.3	346.7	173.2	374.7	194.9	291.1	291.5
Gilan	323.9	411.9	280.3	192.8	410.8	227.0	357.6	214.6	361.5	208.3	256.3	303.4
Mazandaran	335.9	411.7	299.9	169.5	394.5	236.8	376.7	192.1	343.0	223.1	260.9	283.5
East Azarbayejan	360.5	428.8	351.5	181.7	485.6	276.5	388.4	151.1	384.3	190.9	287.3	344.7
West Azarbayejan	359.5	428.9	345.6	175.8	415.3	255.0	310.2	167.7	377.9	221.2	244.3	274.8
Kermanshah	386.3	478.4	324.0	215.2	379.6	208.9	313.6	146.7	383.5	175.9	314.8	429.1
Khuzestan	348.1	474.3	267.2	189.9	367.6	222.5	400.2	196.2	319.8	204.3	229.4	288.1
Fars	367.7	573.7	315.1	174.2	385.8	232.5	344.9	195.8	346.2	208.7	278.4	284.6
Kerman	350.5	397.4	301.1	175.8	375.4	277.5	315.1	159.9	335.9	232.5	314.2	302.3
Khorasan-e-Razavi	377.9	419.5	363.9	162.7	415.0	209.8	316.2	170.0	364.3	212.0	289.9	316.4
Esfahan	362.6	466.5	286.9	181.0	406.7	239.2	292.3	200.9	423.5	182.8	295.6	306.6
Sistan & Baluchestan	336.3	350.3	292.7	168.6	319.2	196.3	489.9	151.6	286.5	131.8	255.8	271.6
Kordestan	362.3	425.4	383.8	171.9	430.9	226.5	314.4	174.4	429.2	183.9	285.8	436.5
Hamedan	348.9	419.5	322.0	218.8	455.0	200.5	352.5	218.0	365.2	199.7	319.1	258.0
Chaharmahal&Bakhtiyari	376.4	495.4	300.6	223.5	398.0	243.2	338.0	260.9	335.4	200.5	268.5	326.7
Lorestan	379.5	438.8	356.2	257.3	453.6	207.0	315.2	203.0	372.6	206.4	323.4	274.7
Ilam	382.8	434.3	351.8	212.8	445.5	283.5	364.0	227.2	454.8	182.8	321.4	371.2
Kohgiluyeh &Boyerahmad	336.9	428.9	290.6	200.4	371.2	198.3	311.2	192.1	378.3	188.2	259.1	333.8
Bushehr	378.7	434.1	310.6	181.3	399.7	215.3	360.6	154.6	324.4	191.6	296.4	310.5
Zanjan	330.2	443.9	372.9	177.0	397.2	236.1	331.9	135.0	414.6	195.5	287.7	316.3
Semnan	330.1	464.2	300.3	196.6	368.7	243.0	315.6	169.7	238.3	174.6	257.7	268.8
Yazd	363.2	515.3	309.6	181.3	448.6	222.2	307.2	167.3	415.1	221.1	296.4	309.4
Hormozgan	403.5	469.7	290.9	176.7	397.4	219.6	296.6	165.0	404.4	205.2	256.6	302.9
Tehran	356.7	408.3	278.5	252.2	321.4	221.5	407.0	183.9	356.4	221.0	250.3	293.1
Ardebil	347.7	416.1	292.5	189.9	372.8	220.0	293.1	147.5	312.8	197.3	272.4	295.2
Qom	330.8	414.6	275.0	194.0	334.7	201.7	330.7	201.6	299.7	225.5	277.1	269.9
Qazvin	335.3	456.5	281.6	174.5	444.7	229.5	369.1	159.9	414.3	206.3	303.3	366.3
Golestan	371.7	418.1	336.2	188.7	468.0	215.5	353.0	193.5	458.6	201.1	290.8	333.9
North Khorasan	367.6	598.8	401.6	187.8	481.6	265.7	368.4	198.5	403.8	222.8	302.0	366.2
South Khorasan	349.8	414.9	361.9	184.6	401.9	250.3	316.7	196.3	396.3	189.8	272.7	312.9
Alborz	363.9	389.7	308.5	204.6	364.8	235.0	379.1	138.5	384.2	204.3	212.6	297.2



Point-to-point inflation rate of Goods and Services for National Households by Province and Main Groups

Month: Dey Year: 1399

Base Year:1395=100

Province \ Main groups	Foods and beverages	Tobacco	Clothing and footwear	Housing, water, electricity, gas and other fuels	Furnishings, household equipment and routine household maintenance	Health & medical services	Transport	Communication	Recreation and culture	Education	Restaurants and hotels	Miscellaneous goods and services
Total country	60.0	54.5	47.0	27.5	64.1	36.5	62.5	24.0	54.9	21.6	38.1	47.3
Markazi	53.3	46.2	40.2	26.5	62.4	31.0	46.1	25.6	60.5	23.2	39.5	42.0
Gilan	53.4	34.9	42.4	26.5	65.6	36.4	63.8	32.0	70.7	21.2	34.4	45.7
Mazandaran	54.3	50.9	51.0	17.7	66.5	34.2	60.3	27.3	51.0	19.7	29.7	39.8
East Azarbajejan	62.6	61.6	49.1	22.0	75.6	49.0	65.1	12.9	57.9	16.6	49.3	52.7
West Azarbajejan	61.4	50.6	49.5	22.9	67.7	38.8	44.1	16.0	54.4	24.3	35.2	40.1
Kermanshah	69.7	60.6	50.5	35.8	59.1	34.4	52.5	8.9	67.8	10.9	45.8	71.1
Khuzestan	55.3	61.9	34.2	30.6	64.2	33.0	73.5	26.6	52.7	20.3	26.3	43.3
Fars	64.2	66.0	59.3	19.1	74.2	54.9	61.2	25.5	78.9	29.6	50.7	50.9
Kerman	58.6	45.2	60.1	21.8	60.8	48.8	40.0	12.7	58.9	29.6	43.6	50.5
Khorasan-e-Razavi	68.2	45.3	61.5	16.3	70.2	30.9	49.7	17.3	55.3	22.5	45.9	51.8
Esfahan	61.9	45.0	40.3	26.8	64.0	36.3	40.7	35.2	61.6	8.8	35.2	48.8
Sistan & Baluchestan	48.5	31.1	41.4	14.7	61.1	32.7	92.5	6.7	44.1	8.3	40.9	45.2
Kordestan	68.5	58.7	57.1	27.2	67.7	37.6	53.8	17.6	67.7	14.9	45.2	70.9
Hamedan	66.5	53.9	47.0	35.5	81.2	34.6	59.3	31.5	57.8	19.1	37.7	39.4
Chaharmahal&Bakhtiyari	61.7	35.5	47.8	26.1	71.7	47.4	54.3	45.5	54.1	18.2	31.8	50.2
Lorestan	67.5	60.7	57.1	25.3	66.7	25.8	45.1	35.8	60.8	22.1	37.0	38.0
Ilam	63.7	49.6	49.3	28.8	61.4	49.8	61.4	35.2	60.6	8.1	48.3	53.9
Kohgiluyeh &Boyerahmad	55.3	57.5	42.4	25.4	59.1	36.7	50.9	28.8	60.1	16.4	38.0	57.1
Bushehr	55.6	64.9	56.3	26.4	62.1	36.7	58.5	13.1	46.6	19.3	45.2	43.1
Zanjan	63.3	60.3	68.5	26.7	74.5	41.6	54.6	5.2	72.6	14.2	44.1	54.8
Semnan	52.7	44.9	47.1	34.1	52.8	35.0	49.4	16.9	28.1	17.4	30.9	36.9
Yazd	61.7	50.0	42.8	25.4	63.0	35.1	42.1	18.7	57.2	22.1	37.7	48.4
Hormozgan	65.4	57.3	44.2	19.5	69.5	33.3	34.4	15.8	71.9	29.4	41.3	51.7
Tehran	56.3	64.7	33.9	32.3	49.5	32.3	74.4	25.9	41.5	25.5	40.0	40.0
Ardebil	61.6	54.2	57.7	26.9	61.1	36.8	46.1	7.7	45.8	20.0	38.3	47.5
Qom	49.3	51.3	42.2	28.1	57.5	35.8	55.8	32.2	41.2	22.7	51.5	42.9
Qazvin	60.6	52.2	43.3	17.3	71.4	39.4	70.5	14.7	59.1	22.2	49.8	60.8
Golestan	57.7	53.8	52.4	23.0	70.5	40.0	60.1	33.8	68.3	13.6	35.8	50.5
North Khorasan	66.0	74.8	55.7	18.8	70.8	44.0	61.8	33.0	68.5	16.5	49.9	60.1
South Khorasan	59.3	41.6	42.4	26.6	63.1	38.3	45.8	30.2	69.4	18.5	37.3	43.9
Alborz	62.9	46.0	56.2	23.8	61.2	36.5	65.1	9.4	52.4	17.3	16.0	45.5



Annual inflation rate of Goods and Services for National Households by Province and Main Groups

Month: Dey Year: 1399

Base Year:1395=100

Province	Main groups	Foods and beverages	Tobacco	Clothing and footwear	Housing, water, electricity, gas and other fuels	Furnishings, household equipment and routine household maintenance	Health & medical services	Transport	Communication	Recreation and culture	Education	Restaurants and hotels	Miscellaneous goods and services
Total country		30.8	29.4	35.3	24.4	39.7	27.1	65.4	13.6	37.1	21.3	26.3	33.5
Markazi		25.8	23.5	30.6	19.7	39.7	25.1	56.8	13.1	39.8	17.2	25.4	29.2
Gilan		25.1	14.6	31.1	21.5	39.8	29.5	66.4	18.7	44.6	21.5	25.8	32.5
Mazandaran		27.6	27.7	38.1	14.2	42.7	27.9	60.3	16.9	36.7	25.5	25.6	28.2
East Azarbajejan		31.6	37.4	36.1	16.8	42.9	32.7	65.6	8.1	35.7	17.2	26.5	35.5
West Azarbajejan		31.0	27.4	35.4	15.0	39.1	24.1	56.6	8.2	35.0	23.9	21.8	27.9
Kermanshah		35.9	35.5	36.4	27.6	35.5	22.4	53.1	4.4	44.9	11.3	24.3	54.7
Khuzestan		27.7	33.3	26.8	23.1	35.6	23.5	71.5	14.7	33.7	17.5	19.8	23.7
Fars		35.8	39.0	42.6	14.8	46.5	33.1	63.1	13.8	51.5	25.0	33.9	34.4
Kerman		33.3	23.6	43.0	17.6	40.5	35.2	63.8	5.7	43.3	29.4	30.9	38.6
Khorasan-e-Razavi		33.9	24.7	46.6	14.5	43.5	21.5	60.9	10.4	37.5	20.7	29.8	35.5
Esfahan		31.3	29.4	33.3	21.9	42.1	28.4	51.5	18.4	33.9	12.4	25.8	37.5
Sistan & Baluchestan		28.9	16.0	28.2	15.8	35.8	17.9	89.4	3.6	26.8	6.0	26.2	33.5
Kordestan		33.0	32.8	38.0	16.4	41.0	24.6	50.2	9.8	44.3	16.5	29.5	53.3
Hamedan		32.2	29.1	32.0	27.4	45.1	24.2	63.9	16.6	39.6	18.4	23.8	26.4
Chaharmahal&Bakhtiyari		27.7	19.5	38.9	28.3	44.7	29.1	59.1	27.3	34.1	15.9	24.1	36.2
Lorestan		32.6	30.2	42.1	26.4	42.1	20.8	58.9	20.1	42.1	19.7	24.4	25.5
Ilam		29.6	22.2	38.7	24.9	38.0	33.0	59.9	18.2	45.6	14.3	32.8	39.1
Kohgiluyeh & Boyerahmad		26.3	29.2	32.5	23.0	33.7	22.5	59.6	15.3	39.4	16.4	25.4	35.6
Bushehr		28.7	37.4	35.2	21.8	37.0	22.1	69.1	7.1	30.6	15.2	24.6	29.8
Zanjan		32.2	24.3	45.2	16.0	41.4	23.6	54.8	3.6	42.9	15.7	24.0	32.6
Semnan		27.7	22.2	36.0	23.9	32.0	24.3	56.1	9.8	20.6	16.4	25.2	30.5
Yazd		29.8	29.8	32.3	21.8	38.9	24.9	57.4	10.1	43.4	27.0	26.6	37.5
Hormozgan		41.8	34.1	42.0	21.2	50.8	28.2	59.2	10.5	57.6	21.8	31.5	34.3
Tehran		29.1	32.5	27.9	30.3	33.8	27.1	71.7	14.9	33.1	24.4	29.4	30.4
Ardebil		30.2	25.4	44.3	19.5	38.0	25.7	53.1	4.1	31.6	21.6	27.5	31.4
Qom		28.5	31.1	32.3	25.9	38.1	26.6	60.6	20.5	28.6	22.4	28.3	30.3
Qazvin		31.0	26.6	30.9	17.4	40.0	28.1	63.6	7.7	34.6	22.0	24.7	44.1
Golestan		29.8	24.1	40.2	20.0	41.7	27.2	66.8	17.8	47.2	19.0	28.7	31.1
North Khorasan		32.8	31.2	42.0	19.8	46.0	30.3	54.9	18.8	41.4	12.9	29.5	41.2
South Khorasan		29.9	19.6	31.2	20.6	36.6	29.5	51.6	17.5	43.4	19.4	26.7	32.2
Alborz		32.5	25.9	36.3	23.2	34.2	23.9	70.2	5.3	35.8	22.0	13.5	30.7

Contact information:

For more information on national CPI in current month, time series of CPI for national households and time series of national CPI for expenditure deciles, please visit:

www.amar.org.ir

Address:

Statistical Centre of Iran

No. 1, corner of Rahee Moayeri St., Dr. Fatemi Ave., Tehran 1414663111, I. R. Iran

Tel: +98 21 88958189

Email: int@sci.org.ir

The release of the report for the Month of Bahman, the year 1399: March, 2021



Statistical Centre of Iran